



US00D505028S

(12) **United States Design Patent** (10) **Patent No.:** **US D505,028 S**
Key (45) **Date of Patent:** **** May 17, 2005**

(54) **PENCIL BED**

(76) Inventor: **Randall S. Key**, 2041 Timberline Dr., Bellingham, WA (US) 98226

(**) Term: **14 Years**

(21) Appl. No.: **29/195,909**

(22) Filed: **Dec. 17, 2003**

(51) **LOC (7) Cl.** **06-02**

(52) **U.S. Cl.** **D6/388**

(58) **Field of Search** D6/382, 388, 389, D6/392-395, 505-508, 495; 5/53.1, 279.1, 280, 281, 907, 285, 310

(56) **References Cited**

U.S. PATENT DOCUMENTS

D347,531 S * 6/1994 Germany D6/388
D472,727 S * 4/2003 Grating D6/388

* cited by examiner

Primary Examiner—Janice E. Seeger

(74) *Attorney, Agent, or Firm*—Michael F. Hughes; Hughes Law Firm, PLLC

(57) **CLAIM**

The ornamental design for a pencil bed, as shown and described.

DESCRIPTION

FIG. 1 shows a side view of the main embodiment where the lower frame member depicts numerals that are similar to a

ruler but in one form having one foot increments corresponding to each numeral and a mattress is shown in a hatched line;

FIG. 2 shows a top view of the main embodiment where the mattress is not shown;

FIG. 3 is a side elevation do of the opposing side shown in FIG. 1;

FIG. 4 is a bottom view of the main embodiment;

FIG. 5 is a longitudinal view at the foot forward region of the main embodiment showing a writable surface or a representation of a writable surface such as a chalkboard or dry erase board or the lower portion has a support for writing implements;

FIG. 6 is a longitudinal view of the rearward portion of the headboard of the main embodiment;

FIG. 7 is a cross sectional elevational view of the main embodiment looking at the foot board region where the hatched line indicates a location for a visual image such as a map or the like; and,

FIG. 8 is a cross sectional elevational view of the headboard region of the main embodiment where the upper central region represents an enlarged partial circular angle measuring device such as a protractor.

1 Claim, 4 Drawing Sheets

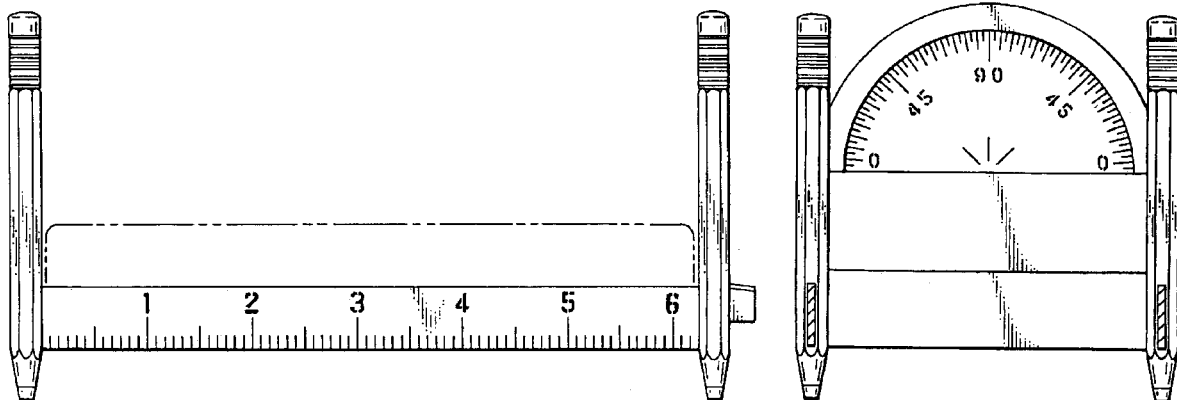


FIG. 1

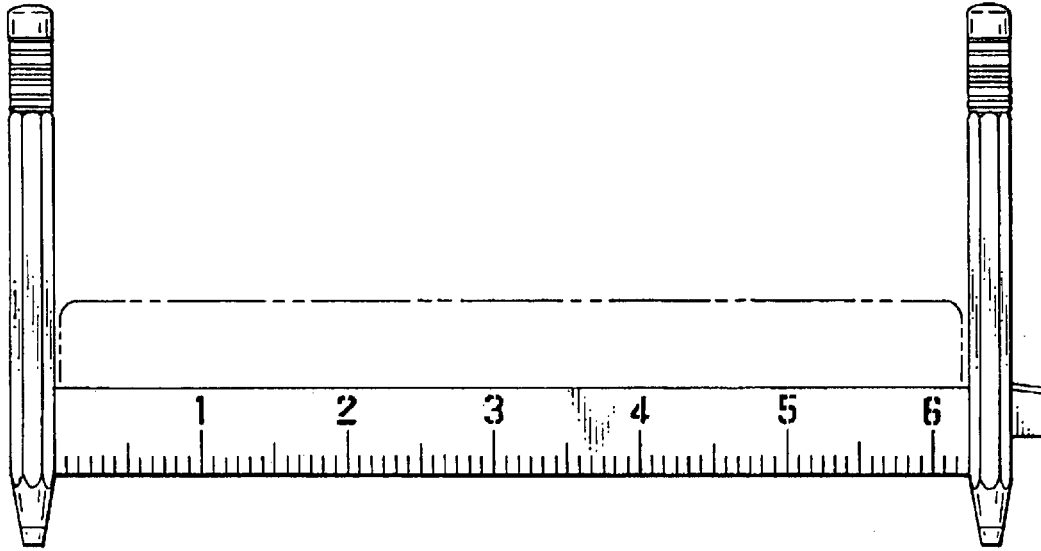


FIG. 2

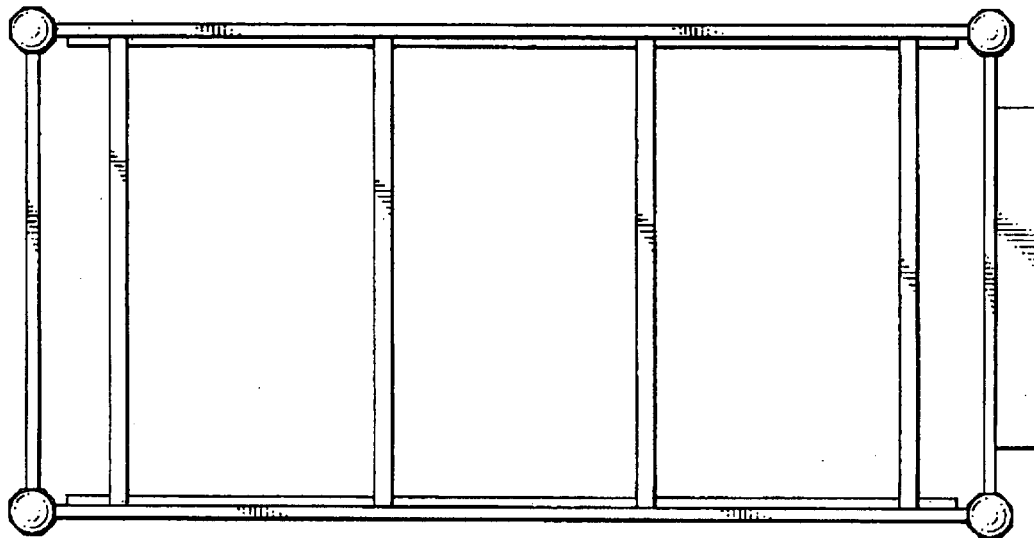


FIG. 3

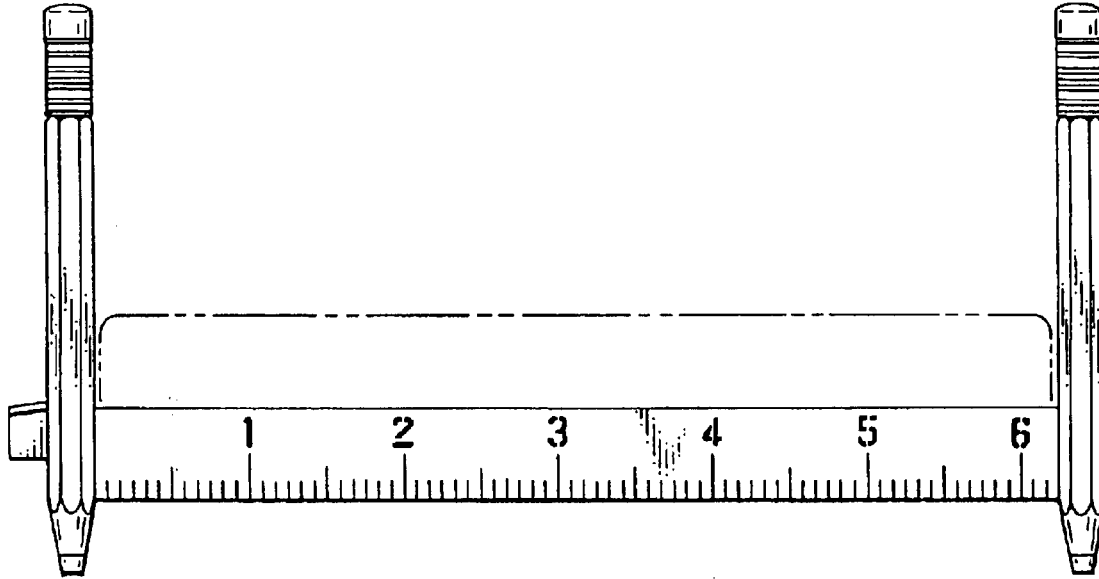


FIG. 4

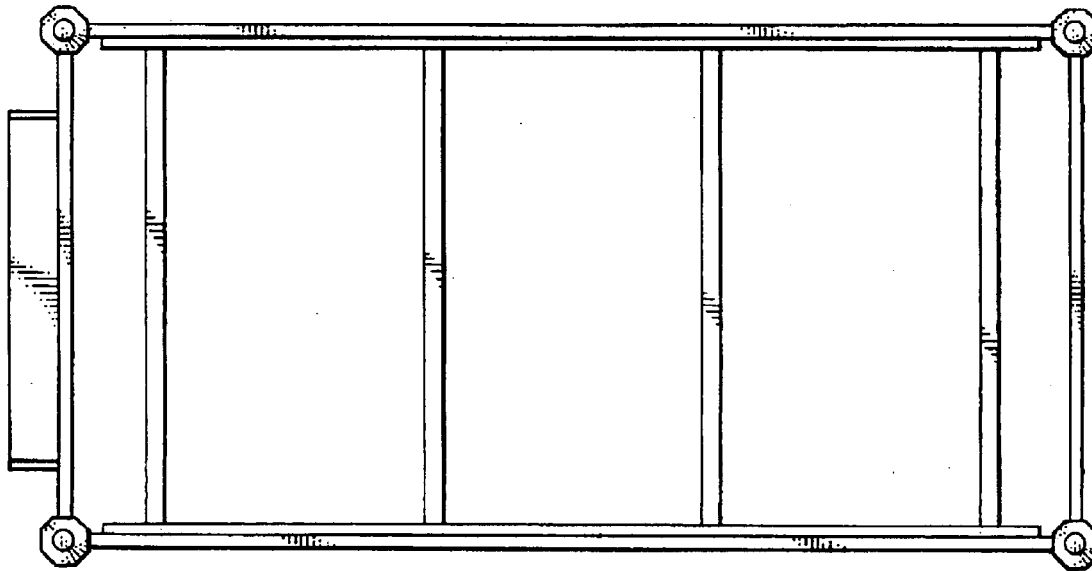


FIG. 5

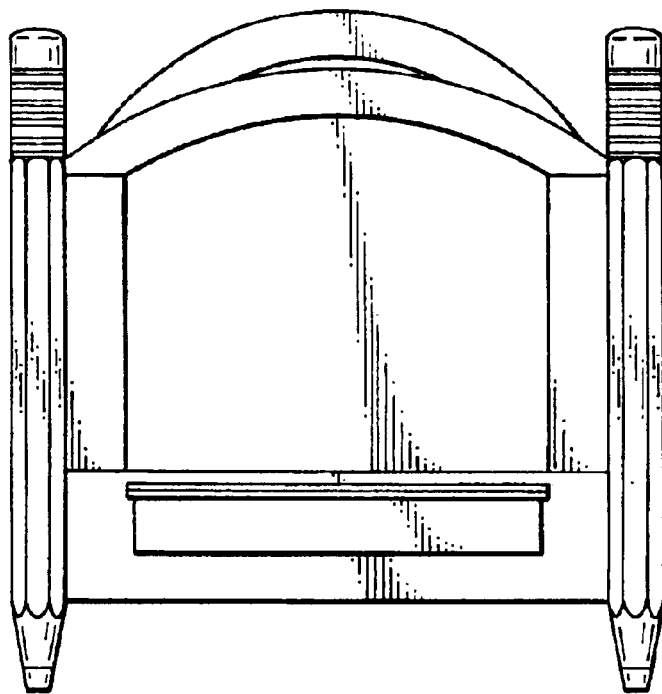


FIG. 6

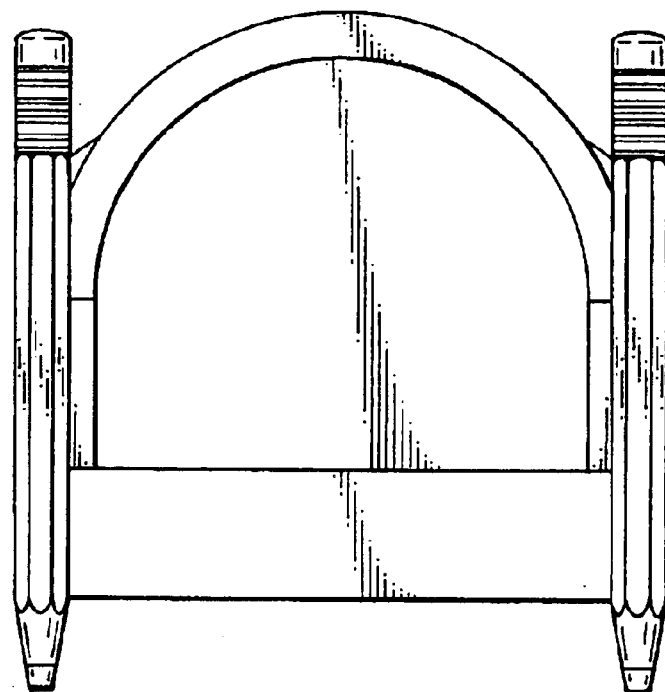


FIG. 7

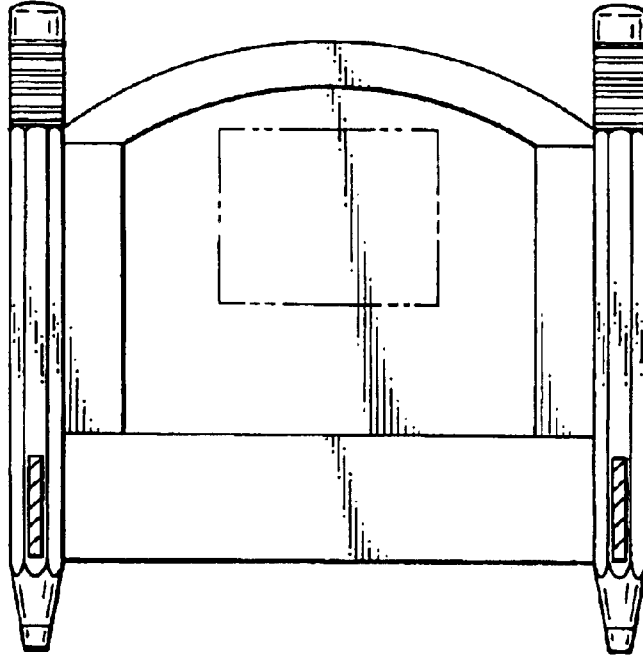


FIG. 8

